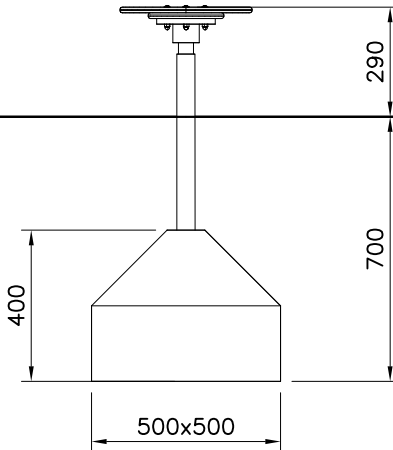
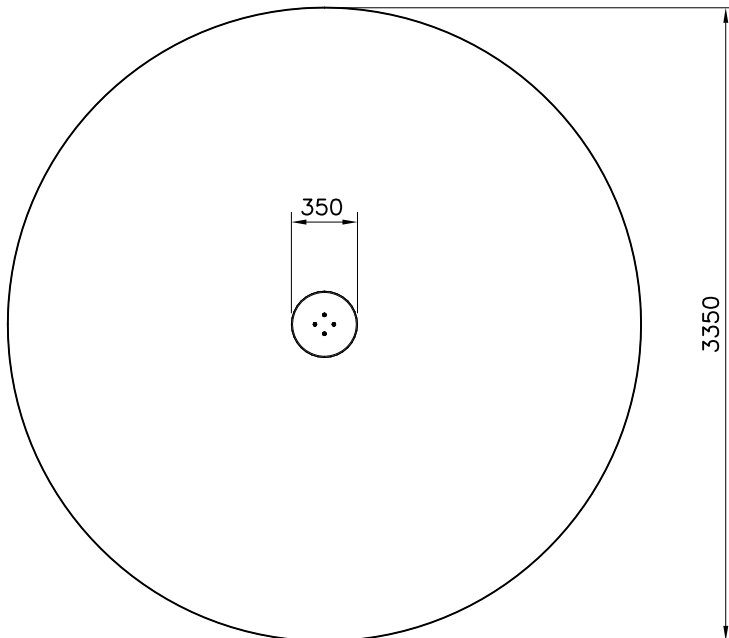


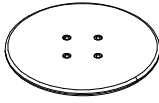
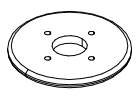

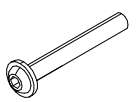


PARTS
DET 1

BASE
DET 1-3, 4



— EN/AS Impact Area 8.8 m²
- - - Falling Space 8.8 m²
Max Falling Height 290 mm



① 702844	PCS	② 702845	PCS
	1		1
Ø350x15		Ø200x15	
③ 903562	PCS	④ 909868	PCS
	1		4
		M8x50	
⑤ 909633	PCS	⑥ 702341	PCS
	4		1
M8		90x50	
	PCS		PCS
	PCS		PCS
	PCS		PCS
	PCS		PCS
	PCS		PCS